

## ALUJET Sprühfixx

### Product description

- ▶ ALUJET Sprühfixx is a spray primer and adhesive. It is used as an adhesive agent for priming and stabilising sandy, fibrous and porous substrates such as soft fibreboards, wood, wooden composite boards, gypsum fibreboards, plaster and stone.




Fig. 1: ALUJET Sprühfixx

Fig. 1: Primer for Adhesive tapes

Fig. 1: Primer for sealant

### Product benefits

- ▶ For internal and external use; Easy to use; For all commercially available airtight and windproof adhesive systems; Fast-drying; Efficient; Compatible with polystyrene; Ideal for overhead work; For permanent bonds; high adhesion; high initial liability; for permanent bonding; high resistance to aging; also to work in cold and damp

### Area of application

- ▶ As an adhesive agent for ALUJET Alucral, ALUJET Alusan, ALUJET Difutape and ALUJET Dichtjet; ALUJET Allfixx; ALUJET repair tapes and other commercially available adhesives. In addition, the ALUJET spray adhesive is suitable for bonding. In addition, the ALUJET Sprühfixx is suitable for connecting the ALUJET Walljet ALU barrier wall to L-blocks on mineral substrates, as well as on the ALUJET Walljet ALU itself. The ALUJET Sprühfixx also allows connections of foils to polystyrene insulation. Insofar as the field of application allows, it is also possible to bond foil to foil.

### Technical data

Test	Standard	Unit	Value
Material			Polyisobutylene (PIB) rubber
Solvent		%	Approx. 8
Consumption		ml	Depending on the absorbency of the substrate
Colour			colourless
Initial bonding		second	Approx. 30
Density		g/cm <sup>3</sup>	0,9
Open time on one side		minutes	5
Open Time on both sides		minutes	30
Processing temperature		°C	+0 bis +40



### Specification

- ▶ Content: 500 ml
- ▶ Carton content: 12 Pieces
- ▶ Pallet content: 70 Carton

**Storage** ▶ Keep well closed, do not store below +10 ° C and for more than 12 months.

**Processing** ▶ Use as a spray primer: The ALUJET Sprühfixx is applied on one side of absorbent substrates (wall, soft fibre, plaster, wood). After a waiting period of around 2 to 5 minutes bonding can be carried out using adhesive tape or sealant. Use as a spray adhesive: A thin layer of ALUJET Sprühfixx is applied evenly on the substrate (foils, plastics, metal etc.) on both parts to be joined. After a waiting period of around 2 to 10 minutes, the parts to be joined are bonded together, bonding surface to bonding surface (contact bonding), and then pressed together. In both applications, please take note of the following: Spray the ALUJET Sprühfixx at an angle of around 45° and at a distance of around 20-30 cm from the substrate. Multiple coats may be needed depending on the substrate. The spray width can be adjusted. The waiting time depends on room temperature, coating thickness, substrate absorbency etc. The following can serve as a guideline for the joining of parts: The adhesive film should still be a little sticky but should not get stuck on your finger when you lightly press it with a finger. Make sure there is good ventilation/suction during application. Remove ignition sources and no smoking should be allowed.

**Notes** ▶

		Bitte das Sicherheitsdatenblatt beachten
---	---	--

Our instructions for use, guidelines for use, product and service information and other technical specifications only serve as a guide, they only describe the properties of our products (value specifications/determinations at time of production) and services and do not constitute guaranteed characteristics. Owing to the wide-ranging areas of application of the individual products and the particular conditions (e.g. usage parameters, material properties etc.), it is incumbent on the user to test our products. Our applications engineering consulting - whether verbal, in writing or by way of tests is offered free of charge and is not legally binding.